

SAWN TIMBER AND MOULDINGS

Sawn timber and molding products from spruce, pine and larch. Different sizes, grades, atmospheric and artificial drying. Wide area of application: for frame elements, roofs, facades, external and internal finishing, floors, terraces, residential and non-residential premises.

Beam

Grade: 1-2, 3.


Type of processing: not planed

Humidity: natural

Breed: spruce, pine, larch

Production dimensions:

- 100 x 100 x 4.0/6.0
 - 100 x 150 x 4.0/6.0
 - 150 x 150 x 4.0/6.0
 - 200 x 200 x 4.0/6.0
-



Board

Grade: 1-2, 3.

Type of processing: not planed

Humidity: natural

Breed: spruce, pine, larch

Production dimensions:

- 25 x 100 x 3.0/4.0/6.0
 - 25 x 150 x 3.0/4.0/6.0
 - 44 x 100 x 4.0/6.0
 - 44 x 150 x 4.0/6.0
 - 50 x 100 x 4.0/6.0
 - 50 x 150 x 4.0/6.0
 - 50 x 200 x 4.0/6.0
-



Bar

Grade: 1-2, 3.


Type of processing: not planed,
planed, spliced planed.

Humidity: natural, transportation,
8-16%

Breed: spruce, pine, larch

Production dimensions:

- 20 x 45 x 2.0/3.0/4.0
- 20 x 30 x 2.0/3.0/4.0
- 25 x 50 x 2.0/3.0/4.0
- 30 x 40 x 2.0/3.0/4.0
- 40 x 40 x 2.0/3.0/4.0
- 45 x 45 x 2.0/3.0/4.0
- 45 x 60 x 2.0/3.0/4.0
- 50 x 50 x 2.0/3.0/4.0
- 50 x 70 x 2.0/3.0/4.0



Dry board, planed**Grade: 1-2, 3.****Type of processing:** planed**Humidity:** 12 - 16%**Breed:** spruce, pine, larch**Production dimensions:**

- 20 x 90/110/130/140 x 2.0/3.0/4.0
- 38 x 90/140 x 3.0/4.0
- 45 x 90/145/190 x 4.0/6.0



Imitation timber**Grade:** AE, AB, BC, C**Type of processing:** planed, profiled, solid, spliced.**Humidity:** 6 - 14%**Breed:** pine, larch**Production dimensions:**

- 20 x 90/110/130/135/140 x 2.5/2.8/3.0/3.5/3.8/4.0
- 30 x 90/110/130/135/140 x 2.5/2.8/3.0/3.5/3.8/4.0



Block - house**Grade:** AE, AB, BC, C**Type of processing:** planed, profiled, solid**Humidity:** 8 - 14%**Breed:** pine**Production dimensions:**

- 30 x 125 x 2.8/3.0



Floor lath (floor board)**Grade:** AE, AB, BC, C**Type of processing:** planed, profiled, solid**Humidity:** 8 - 14%**Breed:** spruce, pine, larch**Production dimensions:**

- 28/35 x 125/135 x 2.8/3.0/3.5/3.8/4.0



Euro-wood**Grade:** AE, AB, BC, C**Type of processing:** planed, spliced, profiled**Humidity:** 8 - 14%**Breed:** pine, larch**Production dimensions:**

- 12,5 x 85/105/125/130/135/140 x 2.8/3.0/4.0



Wall panel

Grade: AE, AB, BC, C
Type of processing: planed, profiled, solid, matched.
Humidity: 8 - 14%
Breed: pine, larch
Production dimensions:

- 18 x 90/110/130/140 x 2.8/3.0/3.5/3.8/4.0



Stil - lumber

Grade: AE, AB, BC, C
Type of processing: planed, profiled, solid, matched.
Humidity: 8 - 14%
Breed: pine, larch
Production dimensions:

- 14 x 110 x 3,0/4,0



Deck board

Grade: AE, AB, BC, C
Type of processing: planed, solid
Humidity: 8 - 14%
Breed: larch
Production dimensions:

- 28 x 85/90/110/120/130/142/150 x 2.0/2.8/3.0/3.5/3.8/4.0



Terrace lath smooth / corduroy

Grade: AE, AB, BC, C
Type of processing: planed, spliced, solid
Humidity: 8 - 14%
Breed: larch
Production dimensions:

- 28 x 85/90/110/120/130/142/150 x 2.0/2.8/3.0/3.5/3.8/4.0



Planken (straight)

Grade: AE, AB, BC, C
Type of processing: planed, spliced, solid
Humidity: 8 - 14%
Breed: pine, larch
Production dimensions:

- 20 x 90/120/140/ x 2.0/2.5/3.0/3.5/3.8/4.0



Double bar

Grade: 1-2, 3.


Type of processing: planed,
profiled, solid, matched

Humidity: 8 - 16%

Breed: pine, larch, spruce

Production dimensions:

- 42 x 145 x 4.0/6.0



Planken (beveled)

Grade: 1-2, 3.

Type of processing: planed,
profiled, solid, matched

Humidity: 8 - 14%

Breed: pine, larch

Production dimensions:

- 20/30 x 115/120/125 x 2,5/2,8/3,0/3,5/3,8/4,0



Corps board "Moon profile"

Grade: 1-2, 3.

Type of processing: planed, solid

Humidity: 8 - 16%

Breed: spruce, pine, larch

Production dimensions:

- 45 x 90/140 x 4,0



Tailpiece

Grade: 1-2.

Type of processing: planed,
spliced, solid

Humidity: 8 - 14%

Breed: pine, larch

Production dimensions:

- 12 x 30/37 x 2.0/2.5/2.8/3.0



Outer corner

Grade: 1-2.

Type of processing: planed, spliced

Humidity: 8 - 14%

Breed: pine, larch

Production dimensions:

- 20 x 20 x 1.5 - 3.0
- 30 x 30 x 1.5 - 3.0

